

MEDICAL STOCKINGS

H O S P I T A L

PREMIUM

18-20 mm/Hg

ANTI-THROMBOSIS STOCKINGS
WITH GRADUATED AND DIFFERENTIATED COMPRESSION

SANYLEG[®]

PASSION FOR COMPRESSION



1993 - 2018

Sanyleg, specialized producer of medical compression stockings

The history of Sanyleg goes back as far as 1953 when the Bombana family started a nylon stocking factory in Casaloldo, Italy. Over the years the company has evolved to become what it is today, a highly specialized manufacturer of compression stockings. Sanyleg's objective is to always be in the forefront when it comes to technical innovation and has a very modern production facility set up to meet extensive quality demands from customers all over the world.



Sanyleg is certified ISO 9001, and ISO 13485, the certification for production of medical products.

The complete production process, from development to packing and delivery of the products is done in-house, which guarantees total control throughout the production process.

The manufacturing is done 100% in Italy.



Daily production capacity:
20,000 pairs of medical stockings

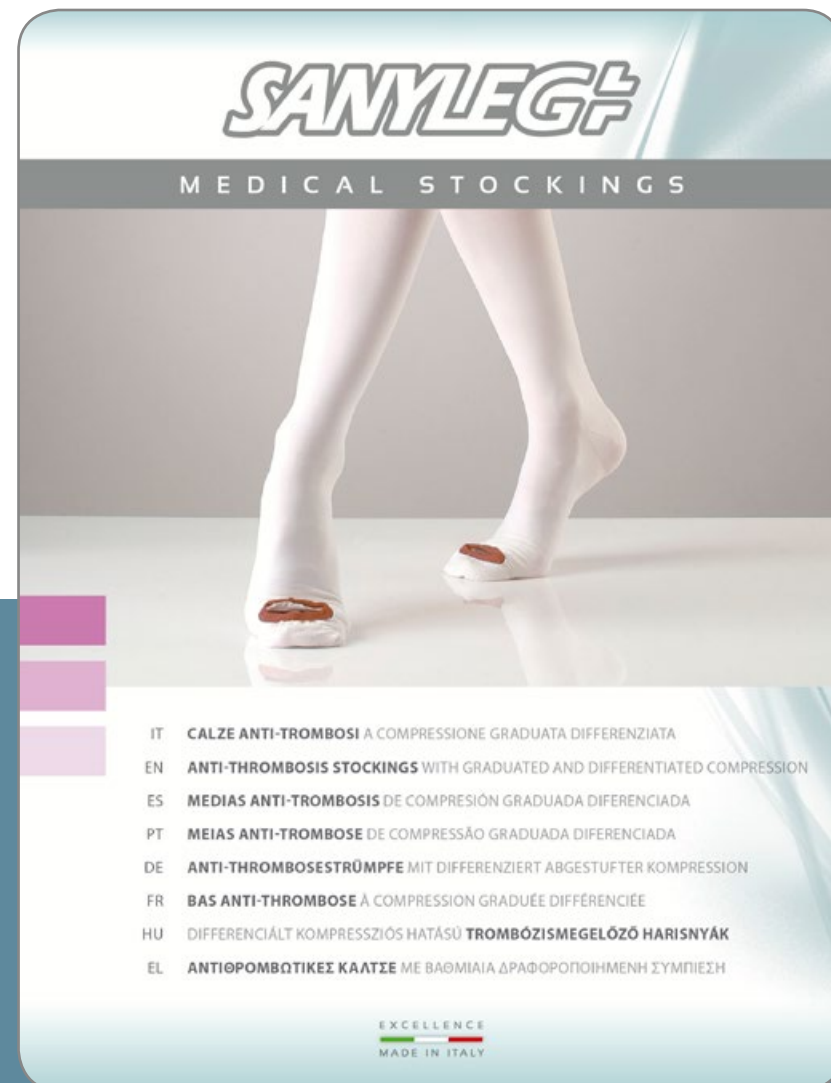
The factory, located in Castel Goffredo, covers 5,000 square metres. In the production hall, the temperature is kept at a constant 25 degrees Celsius and 65% humidity. This is to ensure that the characteristics of the yarns do not change, which is vital for the quality of the finished product.

With about 200 knitting machines running 24 hours a day, Sanyleg has production capacity allowing flexibility and short lead-times.

A line of stockings dedicated to prophylaxis of thrombo-embolism before, during and after surgery.

Thanks to their **descending graduated compression**, these stockings represent an excellent means of preventing increased blood viscosity, which can lead to the formation of thrombus.

In order to guarantee a good fit and properly graduated compression, a great deal of attention has been dedicated to ensuring the high elasticity of the fabrics.



Sanyleg graduated compression stockings (Premium, Safe and Post-Operative) have real reciprocated heels. This type of heel is exclusively produced using machines with “reciprocating motion” systems.

THE REAL HEEL GUARANTEES:

- The calcaneus is perfectly positioned in the heel pocket for increased stocking stability and to prevent rolling when walking.
- The point of maximum compression is exactly positioned.
- There is greater wearability and elasticity around the ankle thanks to the famous “heel pocket” created for positioning the calcaneus.

COMPRESSION RATING

6-8 mm/HG

12-14 mm/HG

18-20 mm/HG





Inspection opening



Silicon-coated non-slip edge



Adjustment strap

18-20 mm/Hg

18-20 mm/Hg			CIRCUMFERENCE							Carefully check the measurement of the patient's leg in order to choose the correct size and ensure the best compression efficiency and the best comfort of use.
			Small	Medium	Large	X-Large	XX-Large	XXX-Large		
LENGTH			cB 18 - 22 cm cD 29 - 35 cm cG 43 - 54 cm	cB 22 - 26 cm cD 34 - 40 cm cG 48 - 60 cm	cB 26 - 29 cm cD 39 - 45 cm cG 54 - 66 cm	cB 29 - 32 cm cD 44 - 51 cm cG 60 - 72 cm	cB 32 - 35 cm cD 50 - 56 cm cG 67 - 80 cm	cB 32 - 35 cm cD 50 - 56 cm cG 80 - 100 cm		
AD 1 Pair		Short 33 - 38 cm	H52CS	H52CM	H52CL	H52CXL	-	-	H52 AD 83% PA 15% EA 2% PP	
		Normal 38 - 43 cm	H52NS	H52NM	H52NL	H52NXL	H52NXXL	-		
		Long 43 - 48 cm	H52LS	H52LM	H52LL	H52LXL	-	-		
AG 1 Pair		Short 60 - 70 cm	H51CS	H51CM	H51CL	H51CXL	-	-	H51 AG 79% PA 19% EA 2% PP	
		Normal 70 - 80 cm	H51NS	H51NM	H51NL	H51NXL	H51NXXL	H51NXXXL		
		Long 80 - 90 cm	H51LS	H51LM	H51LL	H51LXL	-	-		
AGT 1 Piece		Short 60 - 70 cm	H53CS	H53CM	H53CL	H53CXL	-	-	H53 AGT 83% PA 15% EA 2% PP	
		Normal 70 - 80 cm	H53NS	H53NM	H53NL	H53NXL	H53NXXL	-		
		Long 80 - 90 cm	H53LS	H53LM	H53LL	H53LXL	-	-		
The different color shade of the inspection hole identifies the size of the stocking.		SHORT NORMAL LONG								

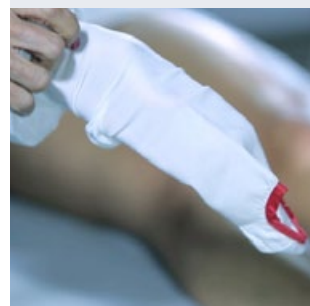


How to apply the anti-thrombosis stockings

Garment care and treatment




Take measurements of thigh, calf and ankle circumference. It is advisable to apply the stockings while the patient is lying on the bed.



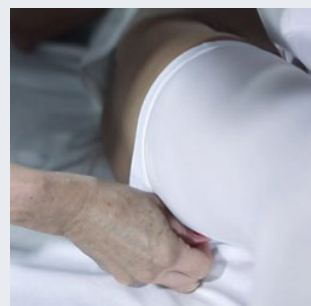
Turn the stocking inside out, with the exception of the foot section. It is best to turn the stocking inside out, to the point that the heel remains outside.




Use both hands to widen the foot portion and slide the foot into the stocking up to the heel.



Turn back the inside-out portion of the stocking, taking care to properly position the heel.



Make sure that the inspection opening allows for easy access. Insert the rest of the leg up to the knee, smoothing out the fabric with the palm of your hand.



Smooth out any wrinkles. Never pull directly on the top edge of the stocking. Avoid rolling the stockings over themselves, as this renders them difficult to apply.

Stockings can be washed by hand or in the washing machine with neutral detergent.

Do not wring. Air dry.
Do not bleach.
Do not machine dry.
Do not dry clean.
Do not iron.

Machine washing: place the garment in an appropriate bag or in a pillow case.

If you carefully follow advice for garment care and treatment, you will be able to use your garment even after 10 washes.

Watch the video





SANYLEG[®]

M A D E I N I T A L Y

Sanyleg S.r.l. a Socio Unico

Via Albania 1/3 - 46042 - Castel Goffredo (Mantova) - Italy

Tel. +39.0376.729582 - Fax +39.0376.729584

E.mail: sanyleg@sanyleg.com

www.sanyleg.com



UNI EN ISO **14001:2015**
UNI EN ISO **9001:2015**
UNI CEI EN ISO **13485:2016**



CERTIFIED QUALITY
MANAGEMENT SYSTEMS